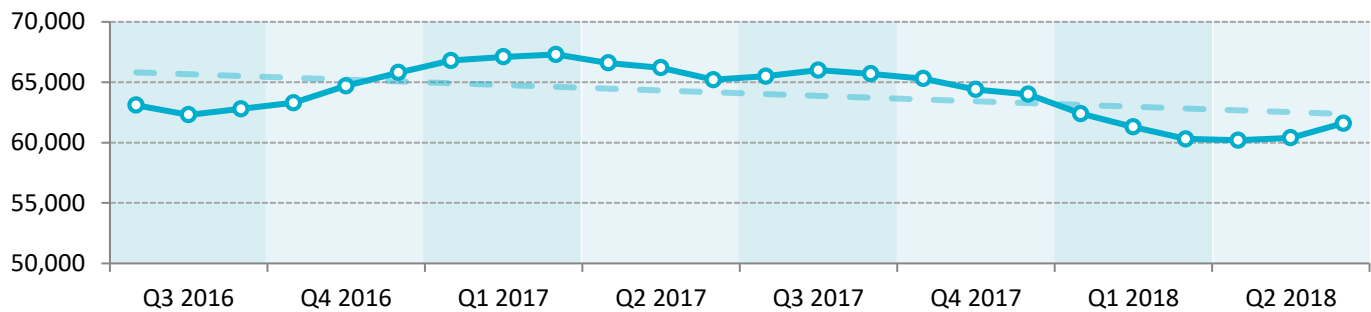


## Labour Force Survey

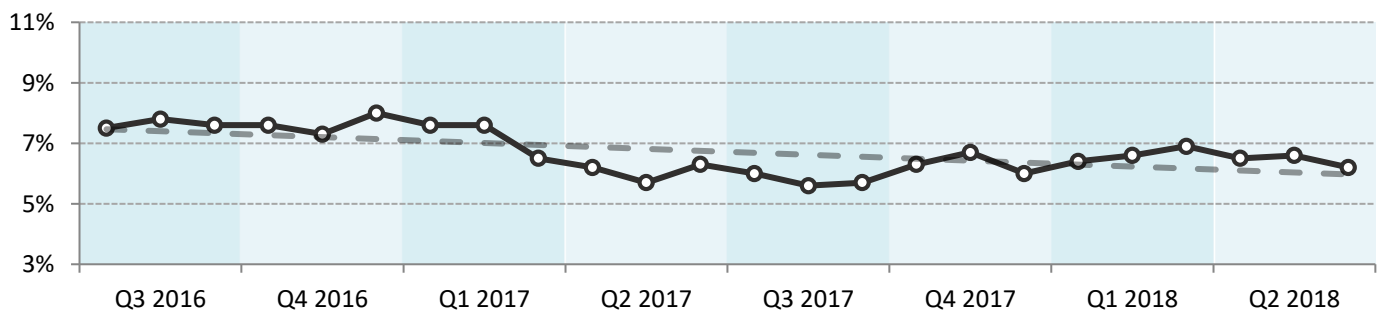
Labour Force Characteristics/ Working-Age Population (15+)  
Saint John CMA, Q2 2018 (Three-Month Moving Averages, Seasonally Adjusted)

	April	May	June
Population	105,900	106,000	106,000
Labour force	64,400	64,700	65,700
Employment	60,200	60,400	61,600
Unemployment	4,200	4,300	4,100
Unemployment rate	6.5%	6.6%	6.2%
Participation rate	60.8%	61.0%	62.0%
Employment rate	56.8%	57.0%	58.1%

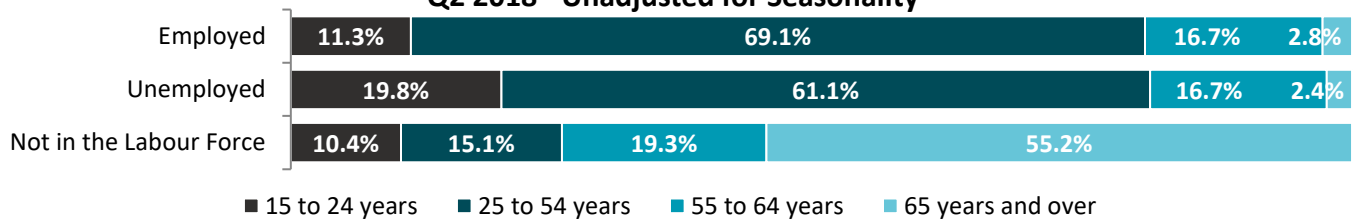
Employment in the Saint John CMA - Adjusted for Seasonality



Unemployment Rate in the Saint John CMA - Adjusted for Seasonality



Age Distribution of Each Labour Force Status Category, Saint John CMA,  
Q2 2018 - Unadjusted for Seasonality



## NBjobs.ca Job Ad Data<sup>1</sup>

- There were 1,884 new online job ads posted for positions in the Saint John CMA throughout Q2 2018 (April-June), with the vast majority of these job ads being for positions in the city of Saint John (92%). During the same quarter of the previous year there were 1,577 online job ads posted.

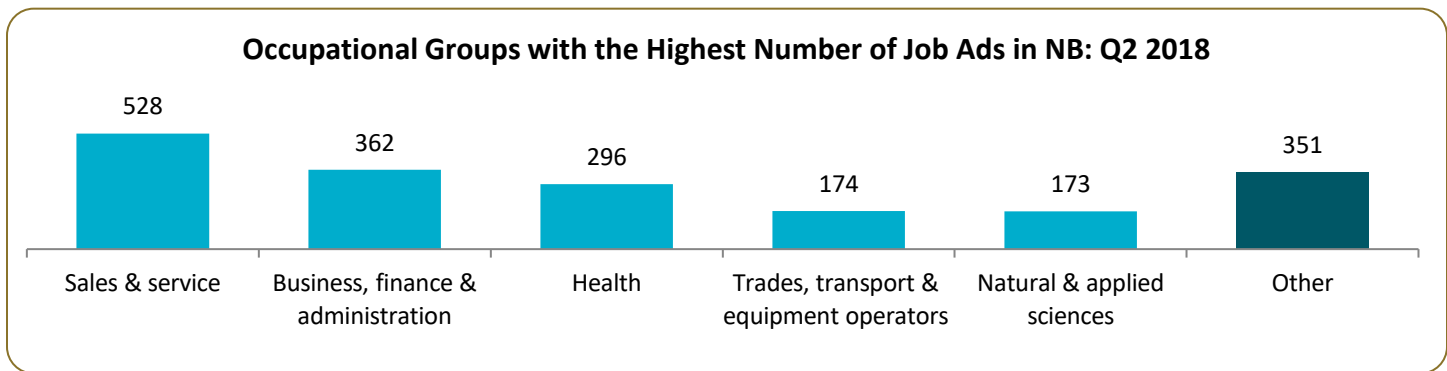
### Employers That Posted the Most Ads for Positions in the Saint John CMA (Q2 2018):

50+ Ads	10 to 24 Ads
Horizon Health	Toronto-Dominion Bank
Irving Oil	Scotiabank
J.D. Irving, Limited	City of Saint John
	S&P Data
	UNB
	GNB + Crown Corporations
	Hilton Worldwide
	Cooke Aquaculture Inc.
	RBC
	Chandler Hall
	Xerox Corporation
	Walmart
	Anglophone South School District
	WorkSafeNB / Travail Sécuritaire NB

### Occupations That Appeared The Most in Online Job Ads for Positions in the Saint John CMA (Q2 2018):

50+ Ads	20 to 29 Ads
Registered nurses and registered psychiatric nurses	Nurse aides, orderlies and patient service associates
Retail salespersons	Information systems analysts and consultants
Other customer & information services representatives	Social and community service workers
	Other repairers and servicers
	General office support workers
	Supervisors, finance and insurance office workers
	Advertising, marketing and public relations managers
	Professional occupations in business management consulting
	Insurance, real estate and financial brokerage managers
	Food service supervisors
	Light duty cleaners
	Accounting technicians and bookkeepers
	Business development officers and marketing researchers and consultants
	Executive assistants

<sup>1</sup> While a process is in place for filtering out duplicate ads, it is likely that roughly 10% to 20% of the total ad count may represent duplicate ads.



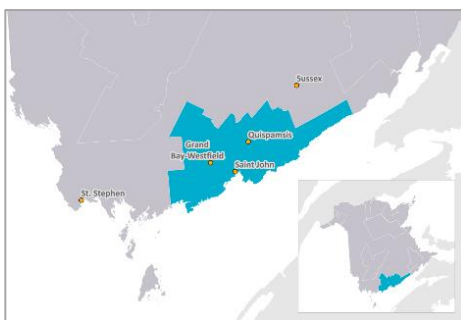
## Job Vacancy and Wage Survey<sup>2</sup>

**Note:** Job Vacancy and Wage Statistics for any given quarter are not released until approximately three months after the quarter concludes; therefore, Q1 statistics are not released until after Q2, Q2 statistics after Q3, etc.

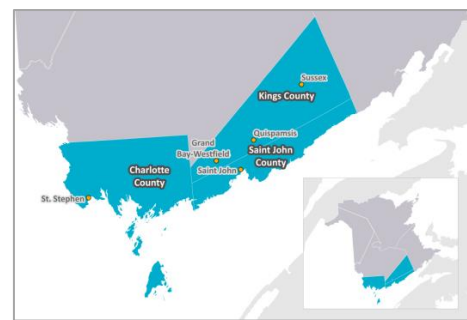
### Job Vacancies in the Southwest Economic Region by Occupational Group, Q1 2018 (Unadjusted for Seasonality)

Occupational Group	Job Vacancies
Management	35
Business, finance & administration	110
Natural & applied sciences	135
Health	75
Sales & service	495
Trades, transport & equipment operators	150
Manufacturing & utilities	245
All other occupations <sup>3</sup>	560
<b>Total</b>	<b>1,805</b>

Map of Saint John Census Metropolitan Area (CMA)



Map of Southwest [Saint John-St. Stephen] Economic Region (ER)



<sup>2</sup> Religious organizations, private households, federal, provincial and territorial administrations as well as international and other extra-territorial public administrations are excluded from the Job Vacancy and Wage Survey.

<sup>3</sup> Due to suppression relating to confidentiality and/or data quality, job vacancy statistics were not available for all ten broad occupational groups: vacancies for positions in an occupational group not listed in the above table, including “natural resources, agriculture & related production”, “art, culture, recreation & sport”, “education, law and social, community & government” and unclassified occupations, are captured in the “all other occupations” category.

Online Job Postings - “Snapshots in Time” ([www.NBjobs.ca](http://www.NBjobs.ca))

April 20, 2018

Saint John (610) Rothesay (18) Grand Bay-Westfield (1)
<b>Skill types:</b> Sales, Services (228) Business, Finance, Admin (120) Engineers, Architects, IT, Natural Science (64) Management (56) Trades, Transport, Construction (54) Health (52) Social, Legal, Education, Gov't (33) Arts, Culture, Recreation, Sports (10) Processing, Manufacturing, Utilities (9) Farming, Fishing, Natural Resources (3)

May 7, 2018

Saint John (563) Rothesay (15) Grand Bay-Westfield (6)
<b>Skill types:</b> Sales, Services (196) Business, Finance, Admin (118) Health (66) Engineers, Architects, IT, Natural Science (56) Trades, Transport, Construction (54) Management (45) Social, Legal, Education, Gov't (34) Processing, Manufacturing, Utilities (12) Arts, Culture, Recreation, Sports (2) Farming, Fishing, Natural Resources (1)

June 15, 2018

Saint John (517) Quispamsis (21) Rothesay (9) Grand Bay-Westfield (2)
<b>Skill types:</b> Sales, Services (174) Business, Finance, Admin (95) Trades, Transport, Construction (78) Health (66) Management (53) Engineers, Architects, IT, Natural Science (44) Social, Legal, Education, Gov't (28) Processing, Manufacturing, Utilities (9) Arts, Culture, Recreation, Sports (3) Farming, Fishing, Natural Resources (3)

\*please note: the number of job postings may not be equal to the available number of vacancies

For more information please contact  
**Julia Udalych**  
 Workforce Attraction and Retention Officer  
[judalych@enterprisesj.com](mailto:judalych@enterprisesj.com)  
 Tel.: 1 (506) 650 2919  
[www.enterprisesj.com](http://www.enterprisesj.com)

